


Class Set Statics

Bauanleitung
Assembly instruction
Instructions de montage
Bouwhandleiding
Instrucciones de construcción
Manual de montagem
Istruzioni di montaggio
Инструкция по сборке
安装说明书



- Mit dem fischertechnik eLearning Portal geben wir dir die Möglichkeit, noch mehr Hintergrundwissen zum Thema des Baukastens zu erhalten. Über <https://www.fischertechnik.de/elearning-classes-statics> gelangen Sie direkt zum eLearning Portal.
- The fischertechnik eLearning Portal provides even more background knowledge on the topic of the building set. You can access the portal directly at <https://www.fischertechnik.de/elearning-classes-statics>
- Avec le portail e-learning fischertechnik, nous t'offrons la possibilité d'acquérir encore plus de connaissances de base au sujet du kit de construction. Tu peux accéder directement au portail via le lien <https://www.fischertechnik.de/elearning-classes-statics>
- Met het fischertechnik eLearning portaal geven wij jou de mogelijkheid, nog meer achtergrondkennis over het thema van de bouwdoos te verkrijgen. Via <https://www.fischertechnik.de/elearning-classes-statics> kom je rechtstreeks naar het portaal.
- Con el portal de eLearning de fischertechnik, te damos la posibilidad de obtener aún más conocimientos básicos sobre el tema del kit de montaje. Para acceder al portal, ingresa a <https://www.fischertechnik.de/elearning-classes-statics>
- Com o portal de eLearning da fischertechnik damos lhe a possibilidade de obter ainda mais conhecimentos aprofundados sobre os kits de construção. Em <https://www.fischertechnik.de/elearning-classes-statics> pode aceder diretamente ao portal de eLearning.
- Com o portal de aprendizagem virtual da fischertechnik, oferecemos a oportunidade de receber ainda mais informações contextuais sobre o tema kits de construção. Acesse o portal diretamente através do endereço <https://www.fischertechnik.de/elearning-classes-statics>
- На обучающем интернет-портале компании fischertechnik вы получите еще больше базовых знаний по теме конструирования. Ссылка <https://www.fischertechnik.de/elearning-classes-statics> ведет прямо на портал.
- 通过 fischertechnik 线上学习门户，我们让您能有机会了解更多有关该模块主题的背景知识。可通过 <https://www.fischertechnik.de/elearning-classes-statics> 直接前往该门户。

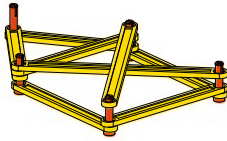


Inhalt
Contents
Contenu

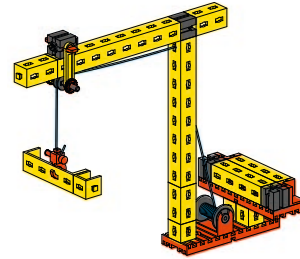
Inhoud
Contenido
Conteúdo

Contenuto
Содержание
目录


Einzelteilübersicht / Spare parts list / Liste des pièces détachées / Onderdelenoverzicht / Lista da piezas / Resumo de peça individual / Singoli componenti / Перечень деталей / 零件概览 2



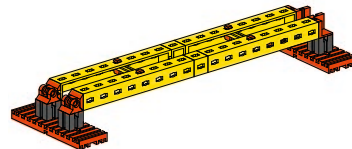
Fachwerk / Half-timbering / Colombage / Vakwerk / Media madera / Semimembrulhamento / Graticcio / Прочный каркас / 半木结构 4



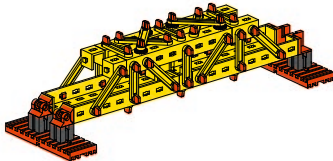
Kran / Crane / Grue / Kraan / Grúa / Guindaste / Gru / Подъемный кран / 起重机 5



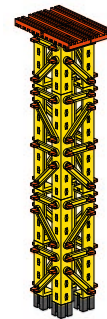
Lampe / Lamp / Lampe / Lamp / Lámpara / Lâmpada / Lampada / Настольная ламп / 灯 7



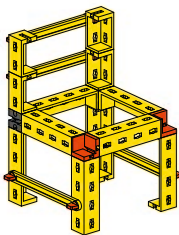
Brücke / Bridge / Pont / Brug / Puente / Ponte / Ponte / Балочный мост / 桥梁 9



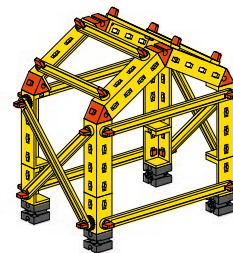
Brücke mit Oberzug / Bridge with upper beam / Pont avec traction supérieure / Brug met bovenbouw / Puente con superestructura / Ponte com superstrutura / Ponte con sovrastruttura / Ферменный мост / 上桥梁2 10



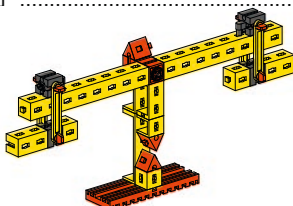
Turm / Tower / Tour / Toren / Torre / Torre / Torre / Башня / 塔楼 ... 13



Stuhl / Chair / Chaise / Stoel / Silla / Cadeira / Poltrona / Стул / 椅子 16














Fachwerkhaus / Half-timbered house / Maison à colombages / Vakwerkhuis / Casa con entramado de madera / Casa em meia esquadria / Casa a graticcio / Каркасный дом / 半木结构的房子 18

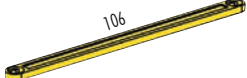





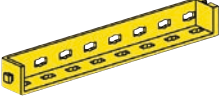
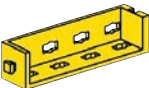





Zweiseitiger Hebel / Two sided lever / Levier à deux côtés / Tweezijdige hefboom / Palanca de dos caras / Alavanca de dois lados / Leva bifacciale / Рычажные весы / 双面杠杆 20

Einzelteilübersicht
Spare parts list
Liste des pièces détachées

	31 010 7 x
	31 061 2 x
	31 426 2 x
	31 436 2 x
	31 690 5 x
	31 764 20 x
	32 064 2 x
	32 200 4 x
	32 859 2 x
	32 881 4 x
	35 039 1 x

Onderdelenoverzicht
Lista da piezas
Resumo de peça individual

	35 059 4 x
	35 063 1 x
	35 069 1 x
	35 070 1 x
	35 088 1 x
	35 799 1 x
	36 294 6 x
	36 297 8 x
	36 298 4 x
	36 299 4 x
	36 323 80 x

Singoli componenti
Перечень деталей
零件概览

	36 324 4 x
	36 326 2 x
	36 334 4 x
	36 335 4 x
	36 819 1 x
	38 225 1 x
	38 240 2 x
	38 258 1 x
	38 414 1 x
	38 542 20 x
	163 203 2 x

Sicherheitshinweise
Safety Information
Consignes de sécurité

Veiligheidsrichtlijnen
Indicaciones de seguridad
Observações sobre segurança

Informazioni per la sicurezza
 Указания по технике безопасности
 安全指南

- Achtung! Verletzungsgefahr an Bauteilen mit funktionsbedingten scharfen Kanten und Spitzen!
- Caution! Be careful not to hurt yourself on components with sharp or pointed edges!
- Attention! Risque de blessure sur les éléments comportant des arêtes et o pointes vives indispensables au bon fonctionnement!
- Let op! U kunt zich bezeren aan bouwstenen met sherpe randen of punten!
- Attenzione! Esiste il pericolo di lesione con i pezzi di costruzione che hanno bordi e punte spigolosi necessari per la funzionalita del pezzo!

- Atenção! Perigo de ferimentos em peças componentes com cantos vivos e pontas obrigatórios para o funcionamento !
- Attenzione! Pericolo di lesioni dovute a componenti con spigoli vivi e punte per motivi funzionali!
- Будьте осторожны! Об острые края деталей и и наконечники можно порезаться!
- 注意！
因功能需要而带有锋利的棱边和尖角的部件可能会带来受伤危险！

- Alle Einzelteile, insbesondere bewegliche Teile sind falls notwendig zu warten und zu reinigen.
- All components, especially moving parts, should be maintained and cleaned as necessary.
- Toutes les pièces détachées et en particulier les pièces mobiles, sont, si nécessaire, à entretenir et à nettoyer.
- Alle onderdelen, vooral de bewegende delen, kunnen, indien noodzakelijk, onderhouden en gereinigd worden.

- Es necesario mantener limpio y en buen estado cada una de las piezas. Particularmente las piezas móviles.
- Todas as peças individuais, especialmente peças móveis, devem ser submetidas à manutenção e limpas se necessário.
- Se necessario, tutti i singoli componenti, soprattutto le parti mobili, si devono eventualmente sottoporre a manutenzione e pulizia.
- Все детали, особенно подвижные, требуют ухода и чистки.
- 必要时应保养和清洁所有零件，尤指运动部件。

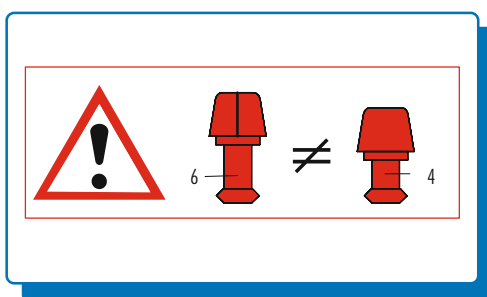
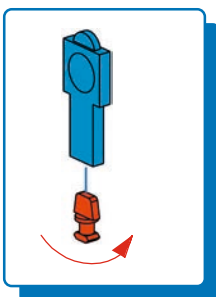
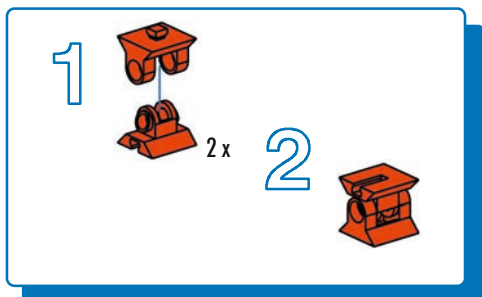


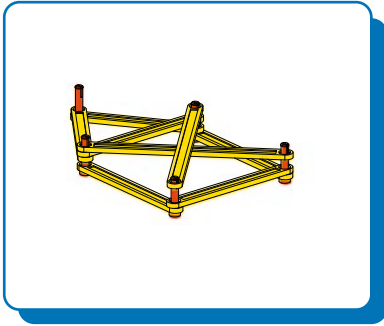
Hinweise zum Umweltschutz / Instructions for Environmental Protection / Remarques de protection de l'environnement / Bescherming van het milieu / Notas con respecto a la protección del medio ambiente / Instruções para a proteção do meio ambiente / Indicazioni sulla tutela ambientale / Указания по охране окружающей среды / 有关环保的提示：
www.fischertechnik.de/environment

Montagetipps
Tips for assembly
Tuyaux pour le montage

Montagetips
Consejos para el montaje
"Dicas" para montagem

Consigli per il montaggio
 Советы по сборке
 装配建议



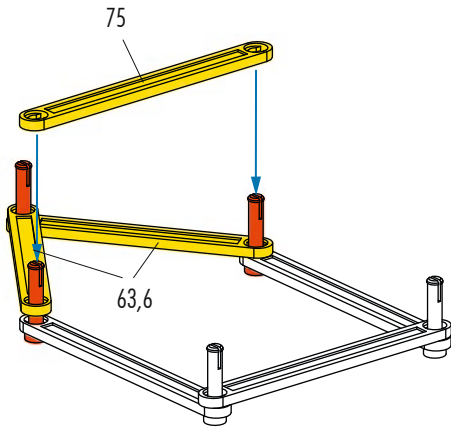
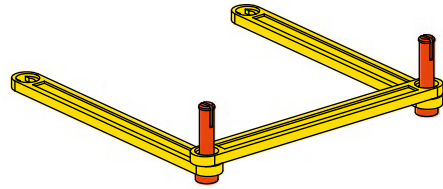
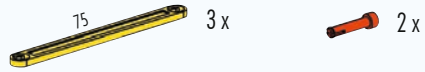


Fachwerk
Half-timbering
Colombage

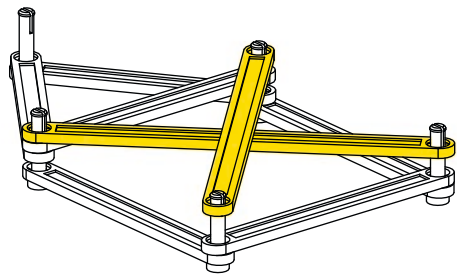
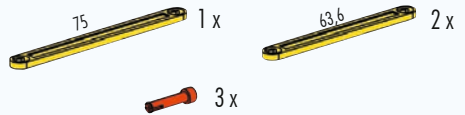
Vakwerk
Media madera
Semimembrulhamento

Graticcio
Прочный каркас
半木结构

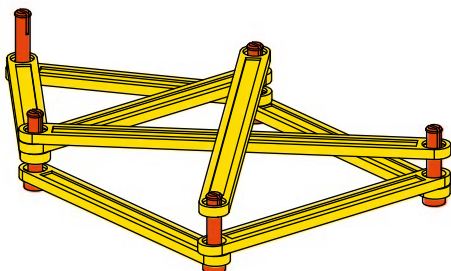
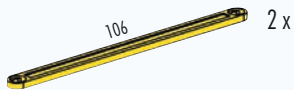
1

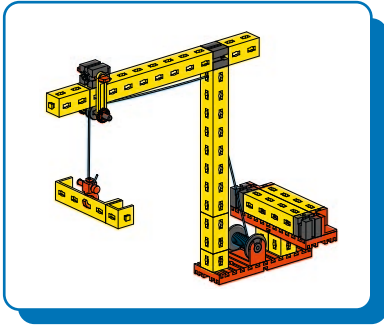


2



3

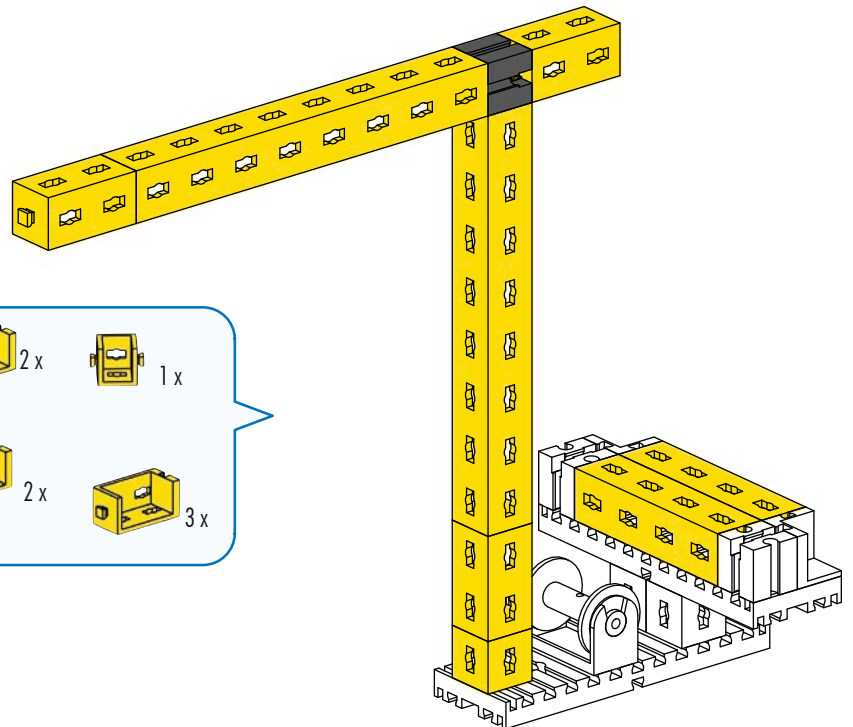
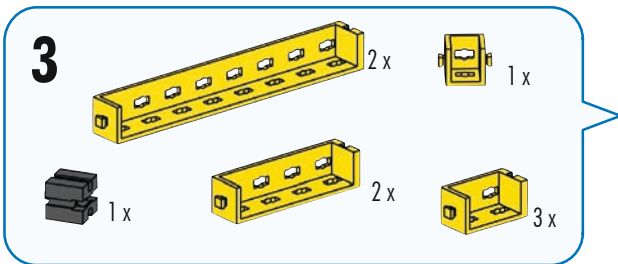

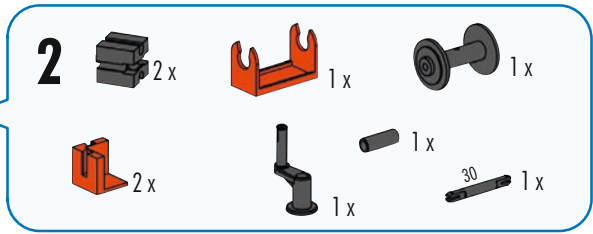
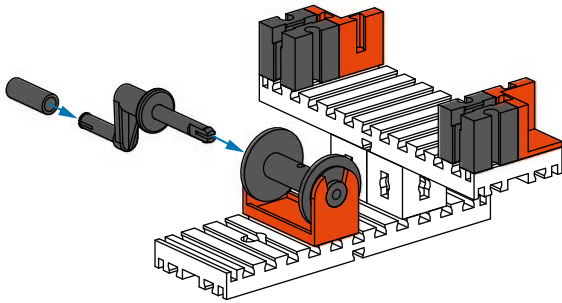
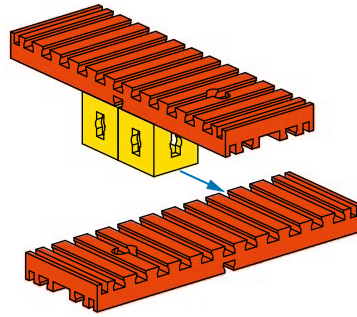
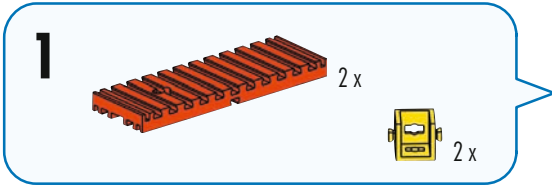


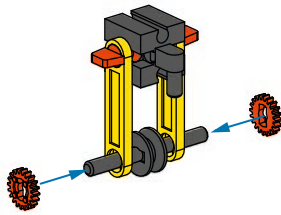


Kran
Crane
Grue

Kraan
Grúa
Guindaste

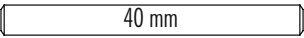
Gru
Подъёмный кран
起重机



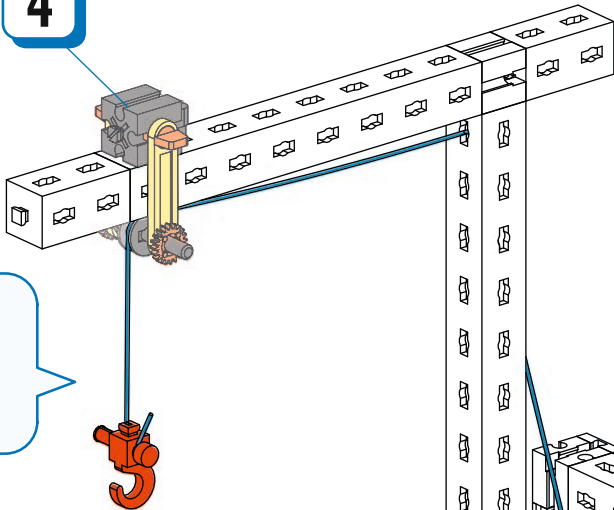


4

- 1x [Grey Technic Axle]
- 1x [Grey Technic Gear]
- 1x [Grey Technic Pin]
- 2x [Red Technic Pin]
- 2x [Yellow Technic Beam 30]
- 1x [Grey Technic Gear]
- 2x [Black Technic Pin]
- 1x [Grey Technic Pin 40]

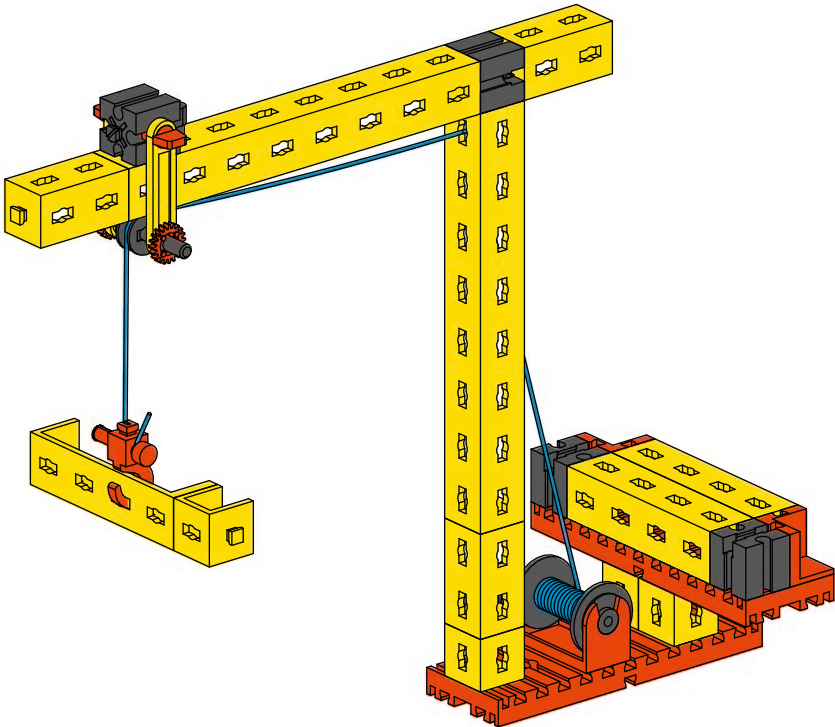
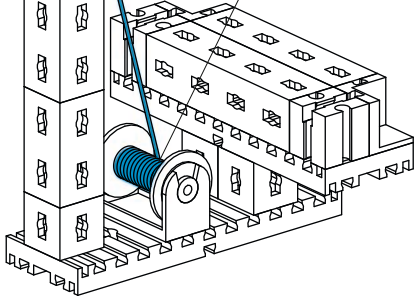
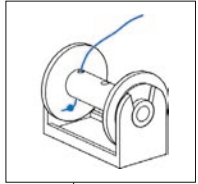


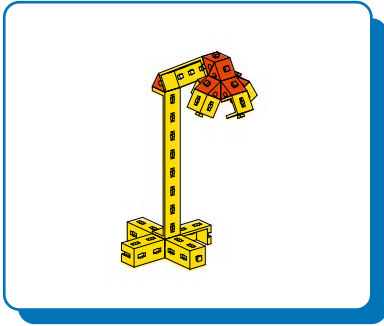
4



5

- 1x [Red Technic Pin]
- 1x [Red Technic Pin]
- 1x [Blue String]

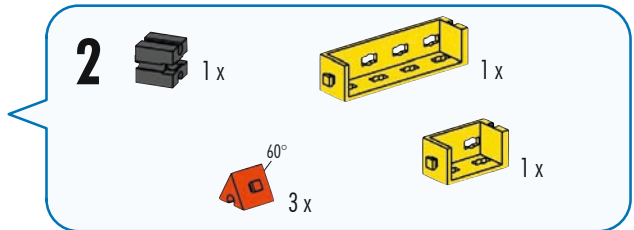
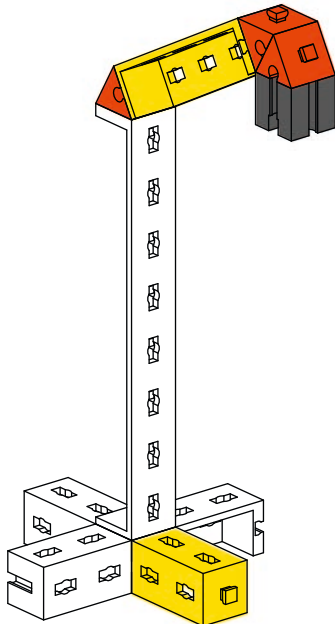
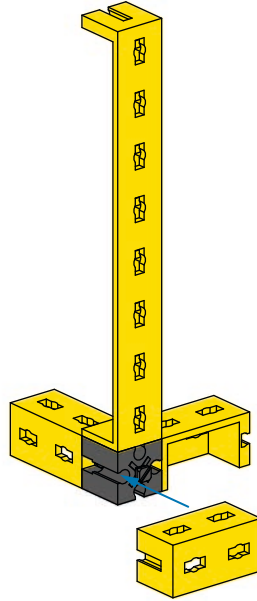
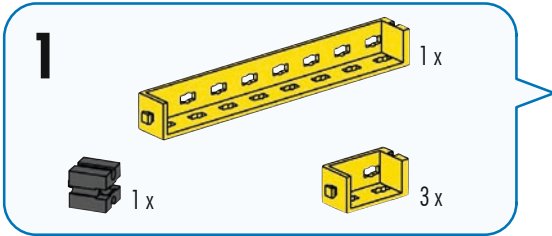


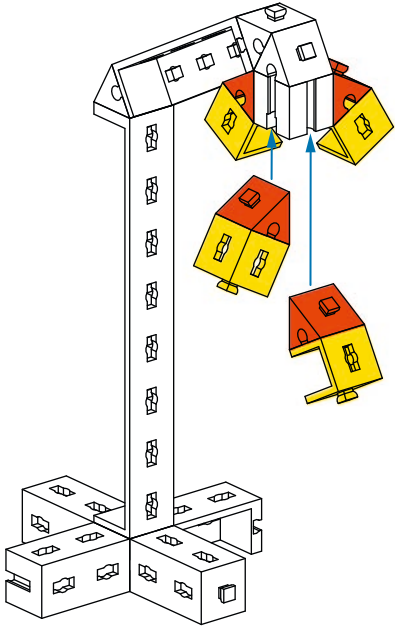


Lampe
Lamp
Lampe



Lamp
Lámpara
Lâmpada


Lampada
Настольная лампа
灯

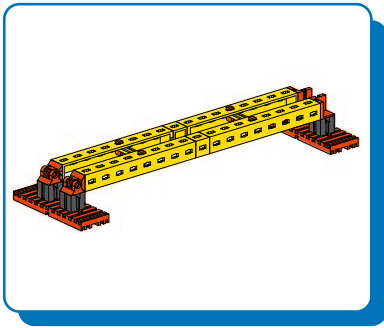




3

 4 x  60° 4 x




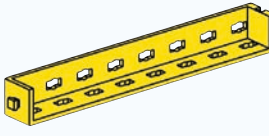





Brücke
Bridge
Pont

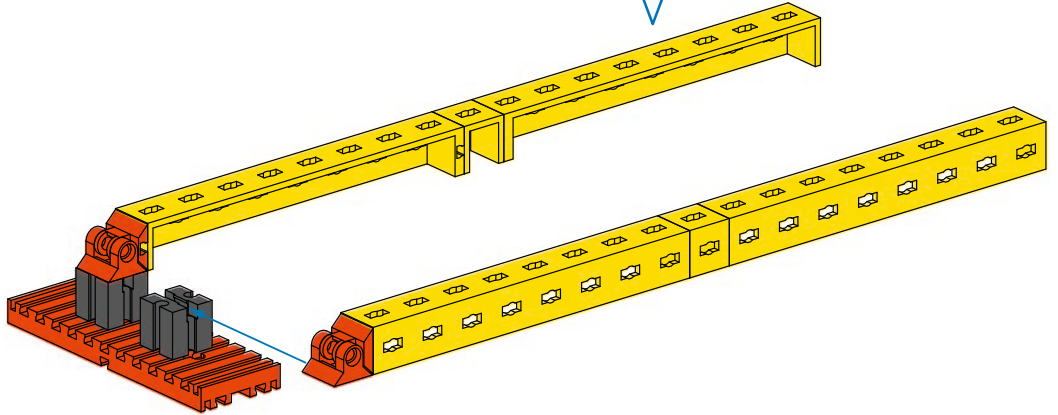
Brug
Punte
Ponte

Ponte
Балочный мост
桥梁



1




 1x
  4x

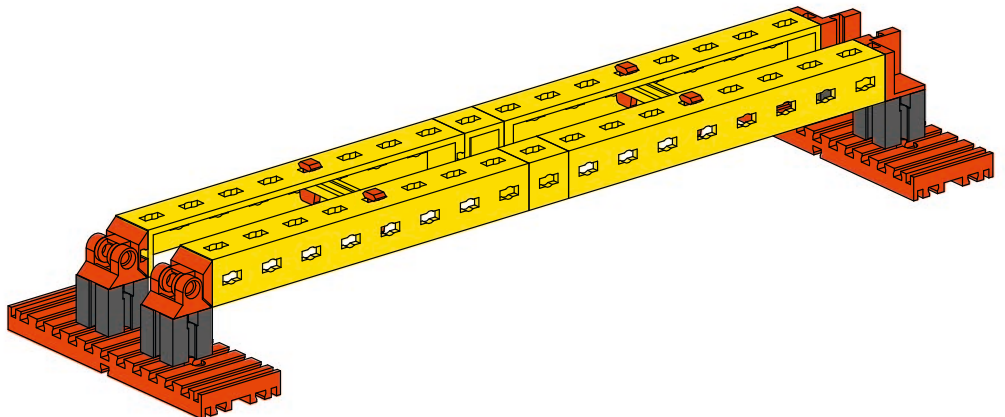
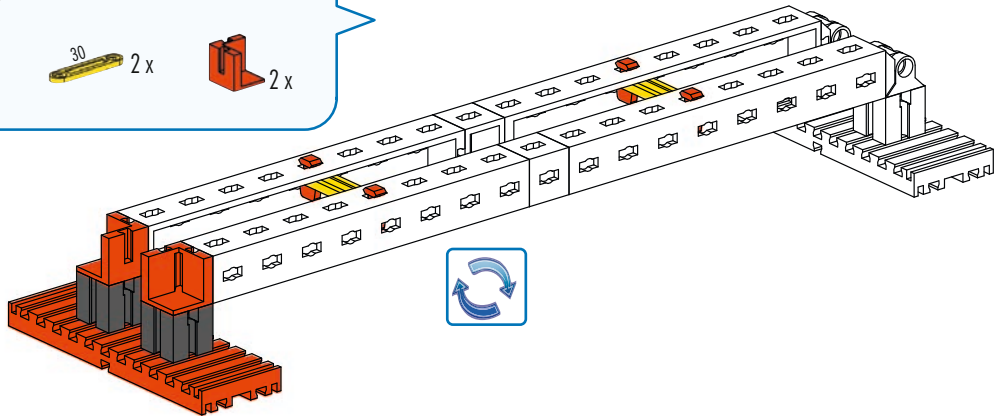
 2x
  2x
  2x

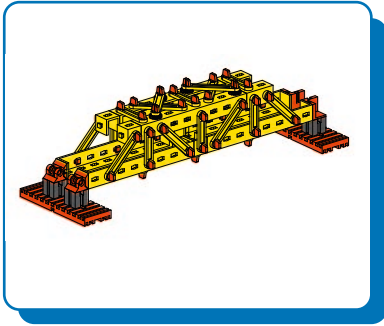


2

 1x
  2x

 4x
  2x
  2x



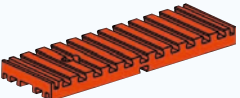
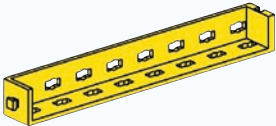





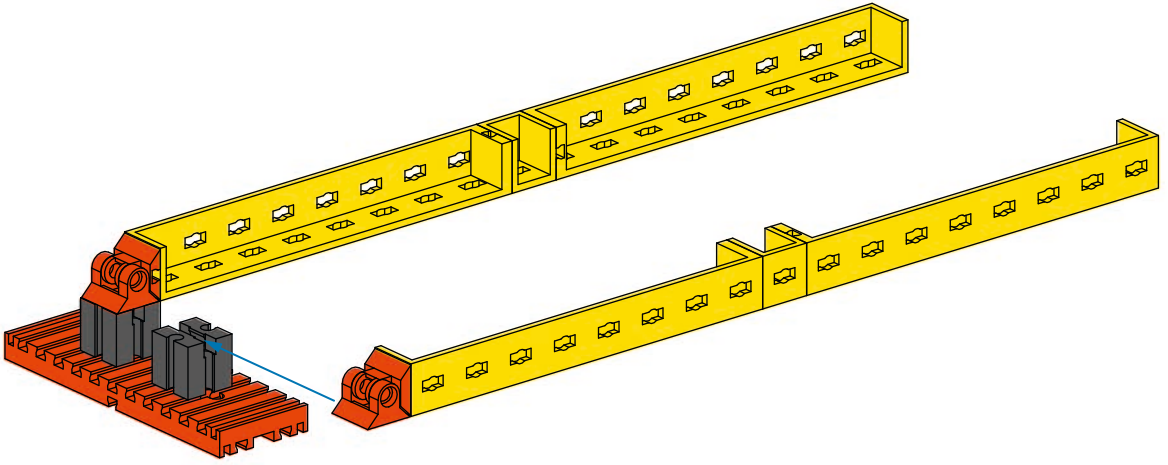
Brücke mit Oberzug
Bridge with upper beam
Pont avec traction
supérieure

Brug met bovenbouw
Puente con superestructura
Ponte com superstrutura

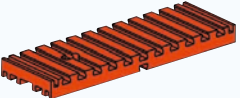




Ponte con sovrastruttura
Ферменный мост
上桥梁

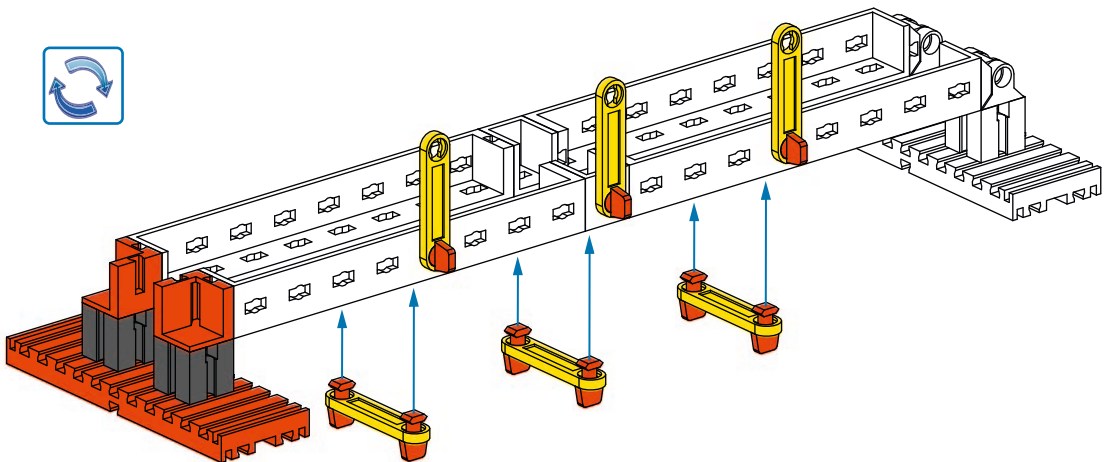
1

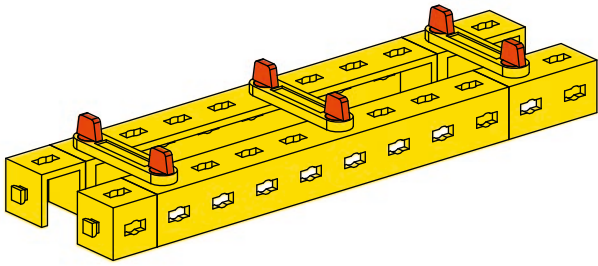
-  1 x
-  4 x
-  2 x
-  2 x
-  2 x



2

-  1 x
-  2 x
-  9 x
-  6 x
-  2 x



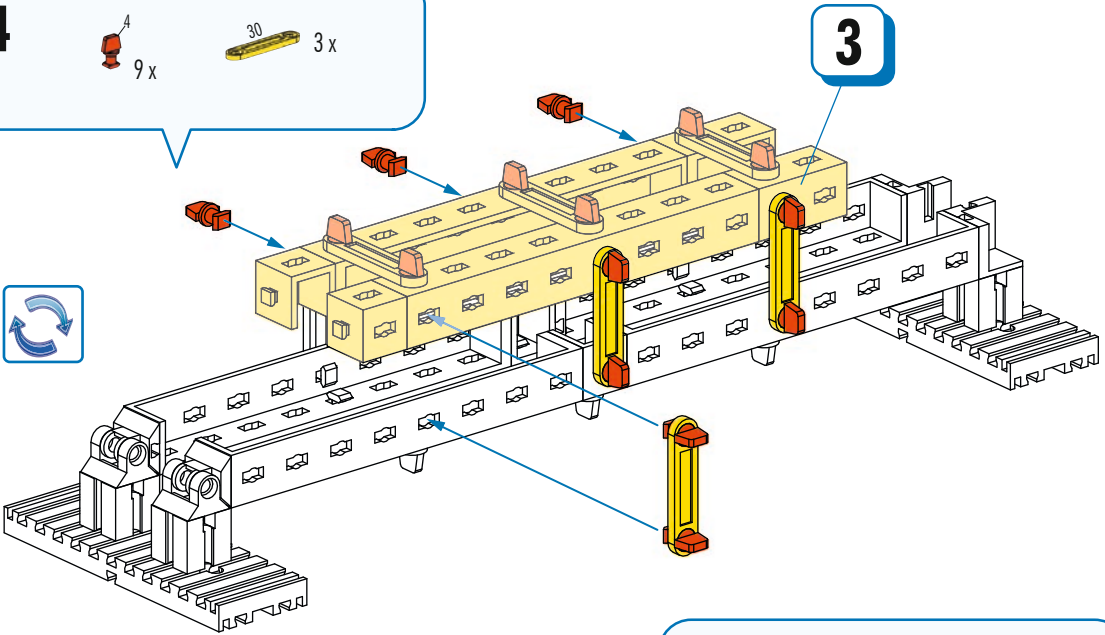


3

- Yellow Technic beam (11 holes) 2 x
- Yellow Technic connector (1 hole) 2 x
- Yellow Technic pin (30) 3 x
- Red Technic pin (A) 6 x
- Yellow Technic connector (2 holes) 2 x

4

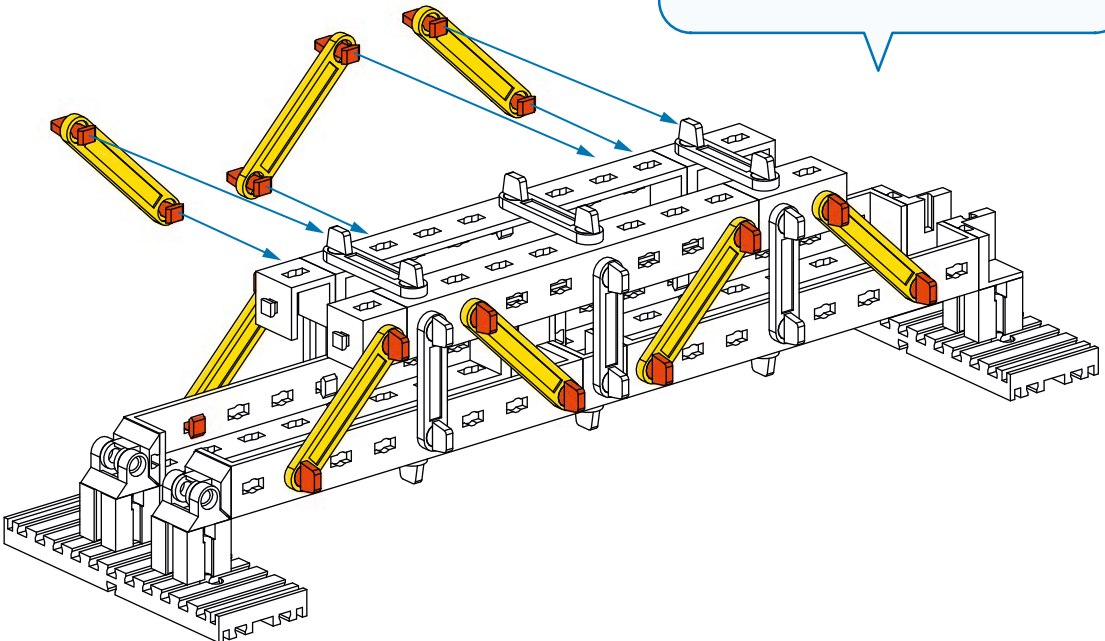
- Red Technic pin (A) 9 x
- Yellow Technic pin (30) 3 x



3

5

- Red Technic pin (A) 16 x
- Yellow Technic pin (42, A) 8 x



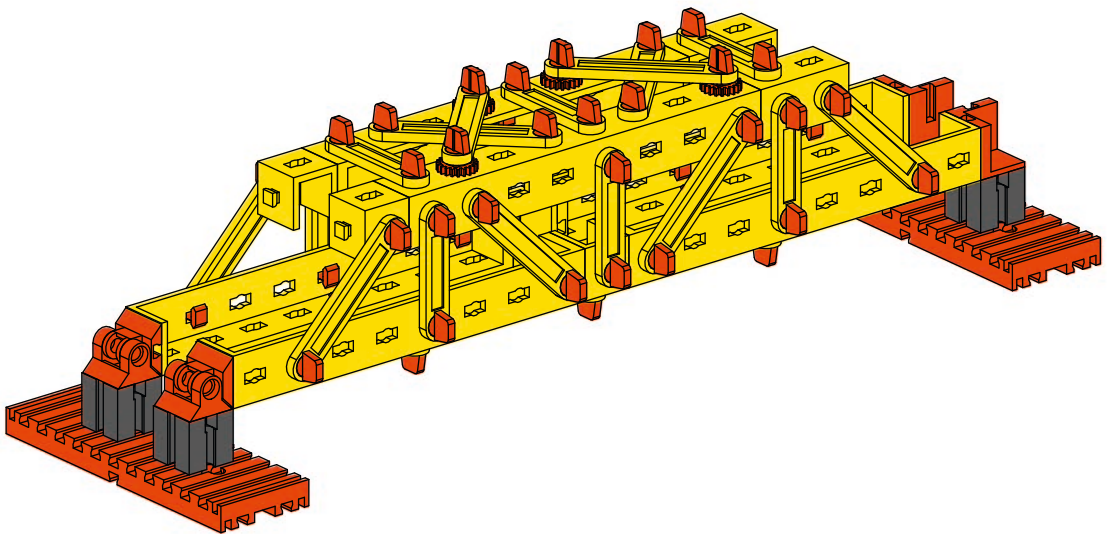
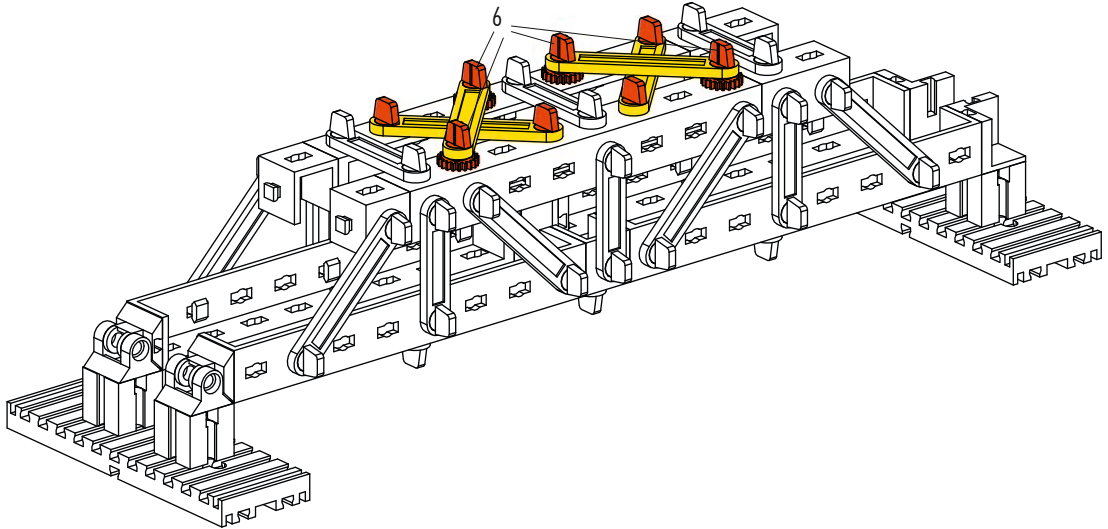
6


4
4 x

6
4 x

4 x

42, A
4 x



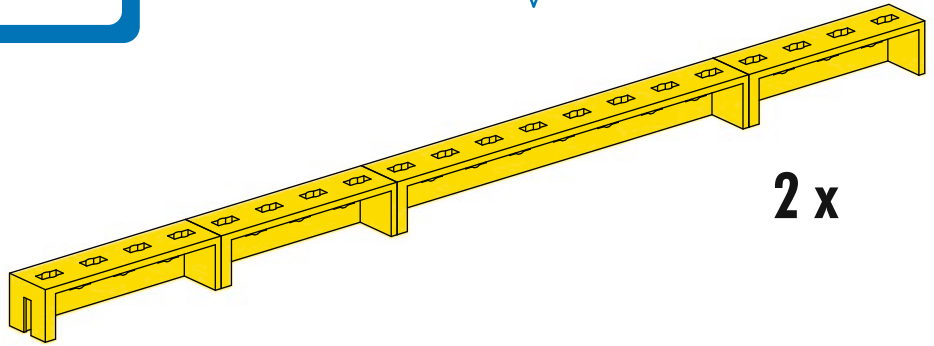
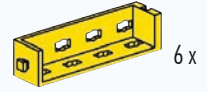
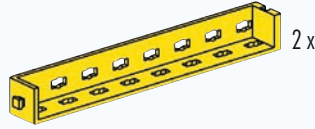


Turn
Tower
Tour

Toren
Torre
Torre

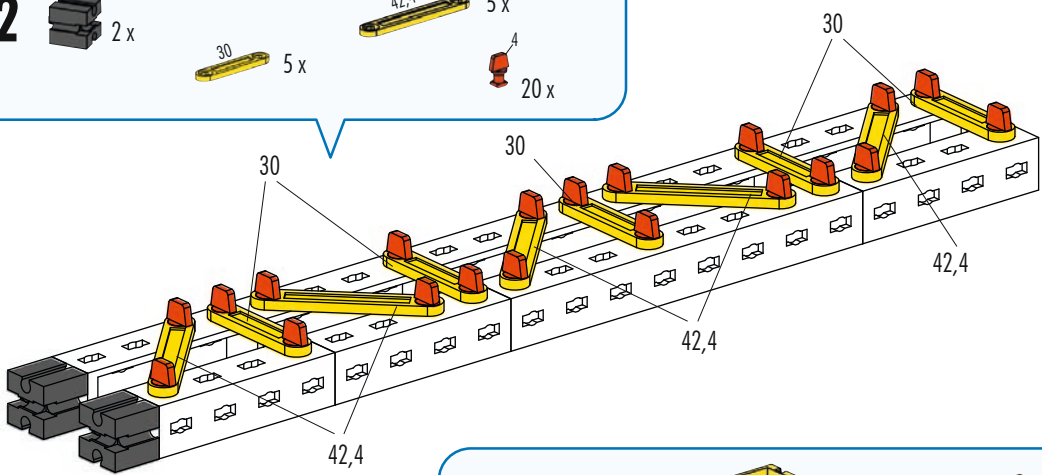
Torre
Башня
塔楼

1

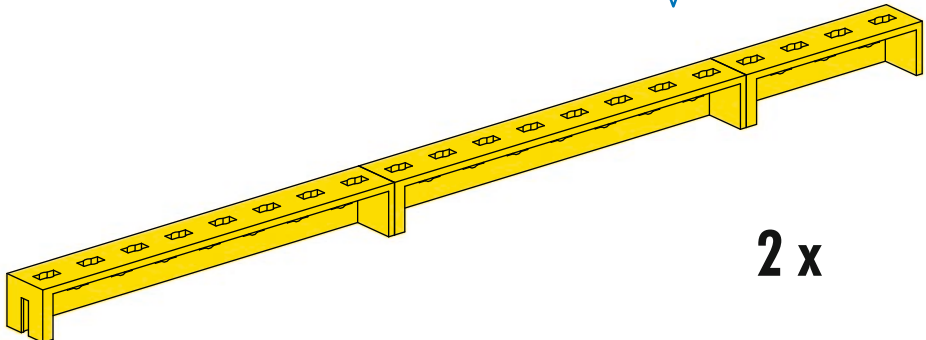
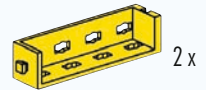
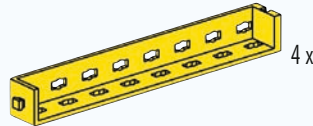


2 x

2

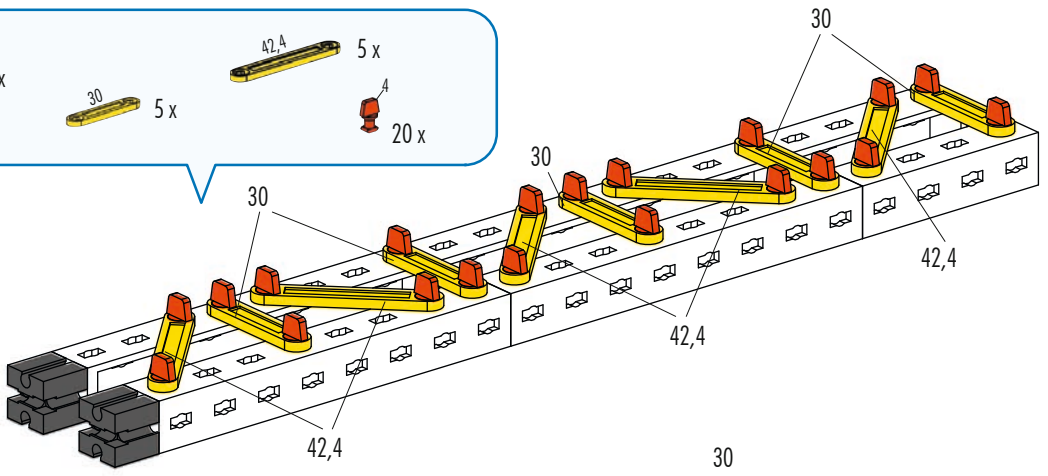


3

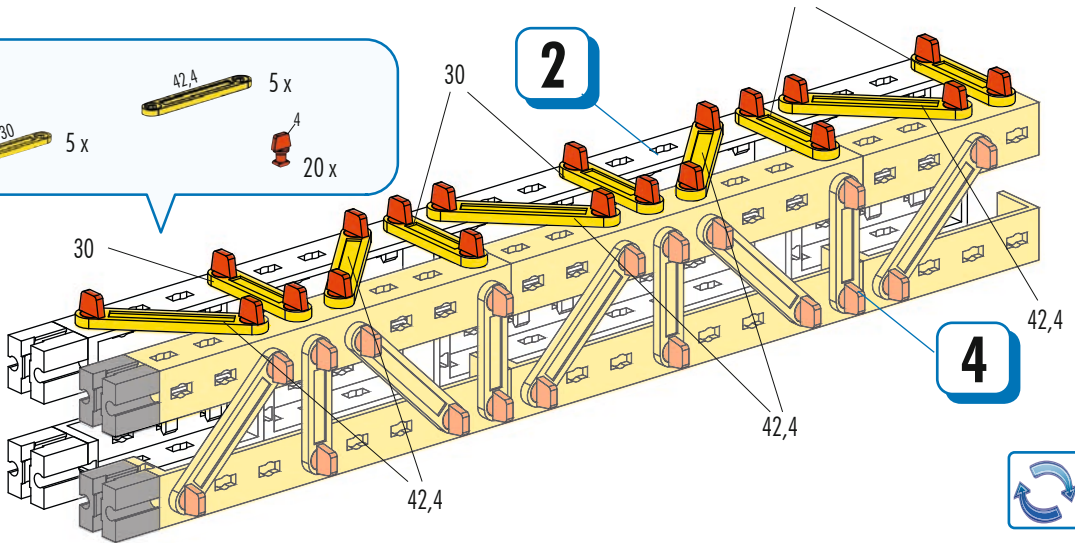


2 x

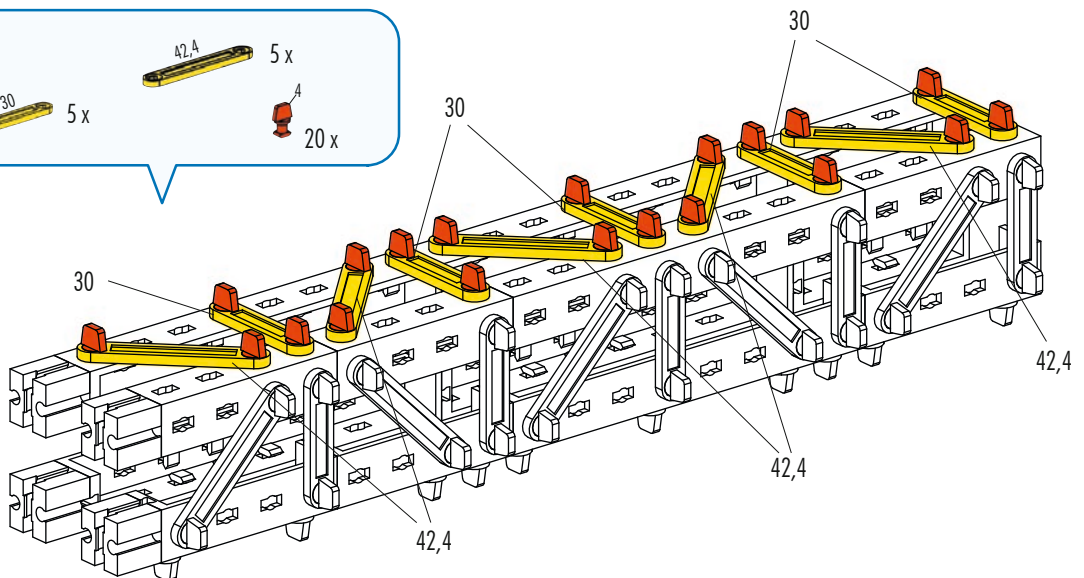
4 2x
30 5x
42,A 5x
A 20x



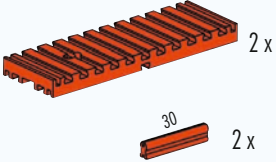
5 30 5x
42,A 5x
A 20x



6 30 5x
42,A 5x
A 20x

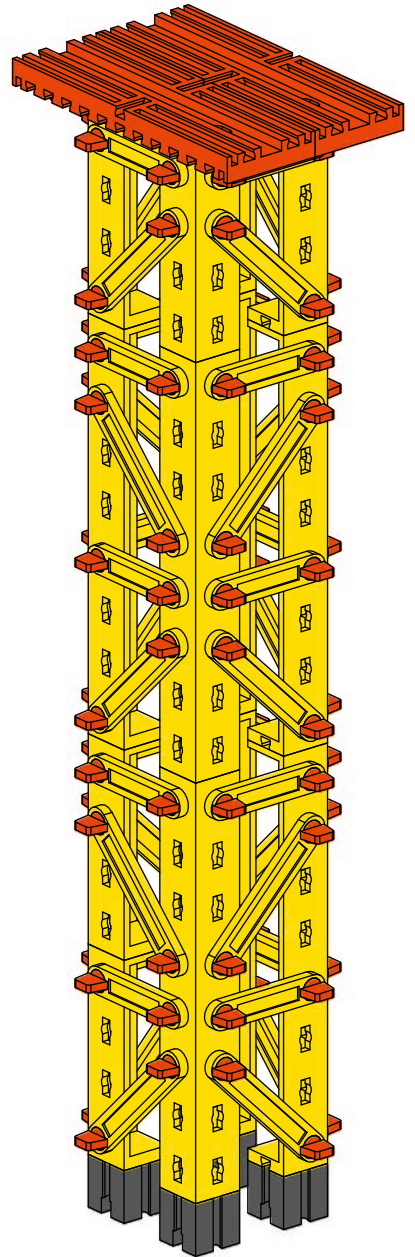
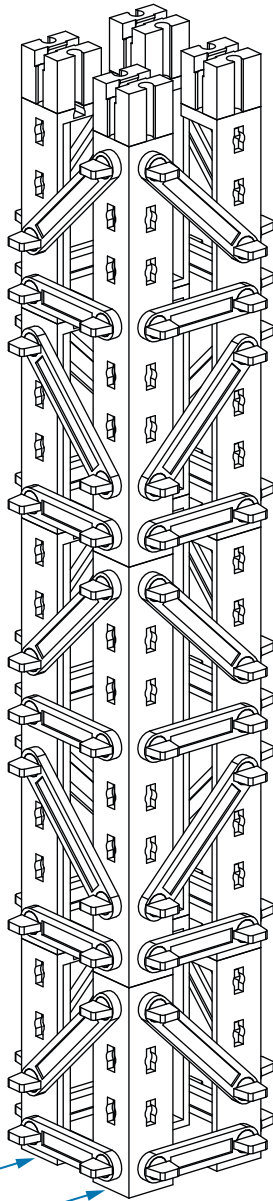
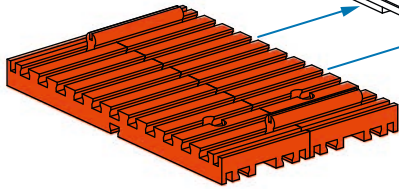


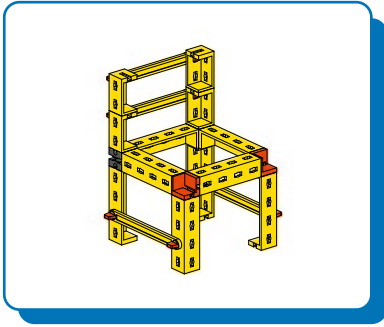
7



2 x

30 2 x





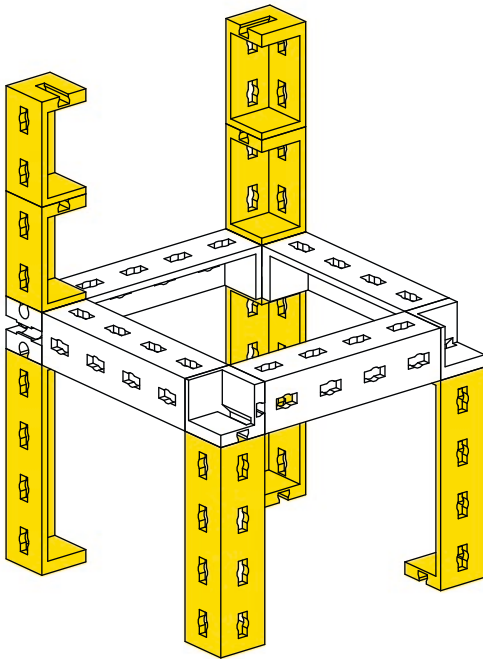
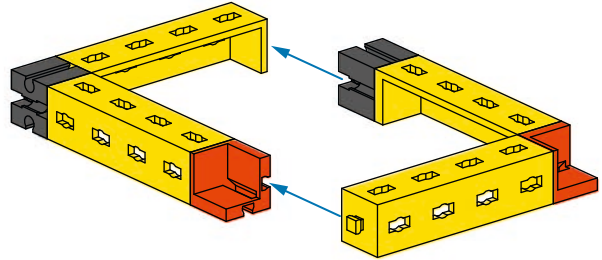
Stuhl
Chair
Chaise

Stoel
Silla
Cadeira

Poltrona
Стул
椅子

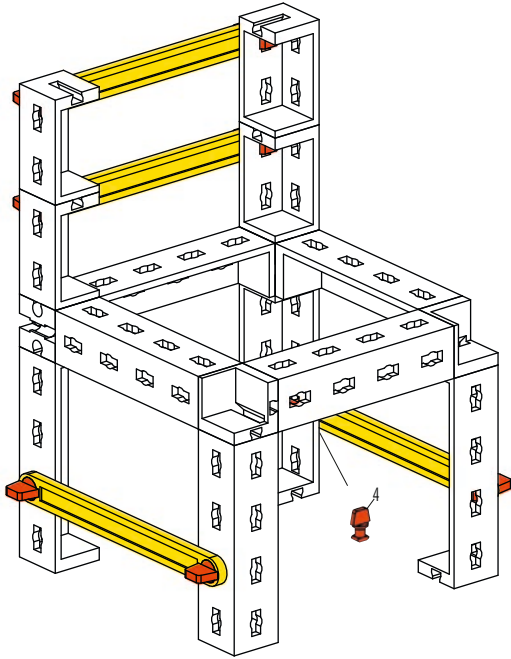
1


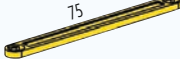
4 x 2 x 2 x

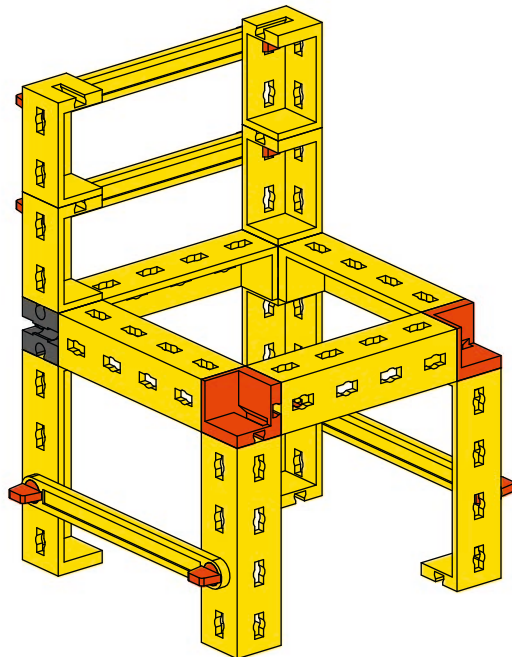


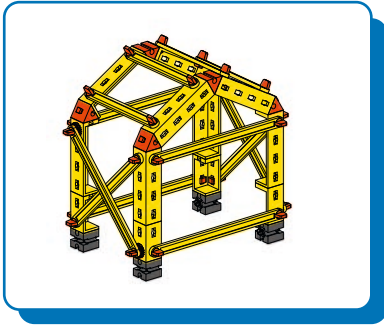
2

4 x 4 x



3  8 x  4 x





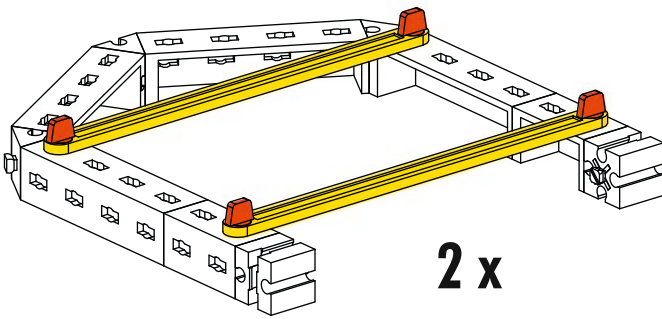
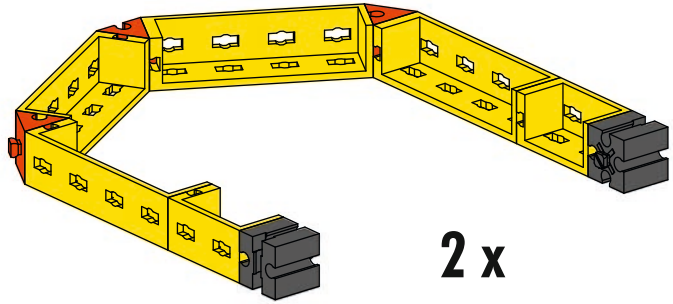
Fachwerkhaus
Half-timbered house
Maison à colombages

Vakwerkhuis
Casa con entramado
de madera
Casa em meia esquadria

Casa a graticcio
Каркасный дом
半木结构的房子

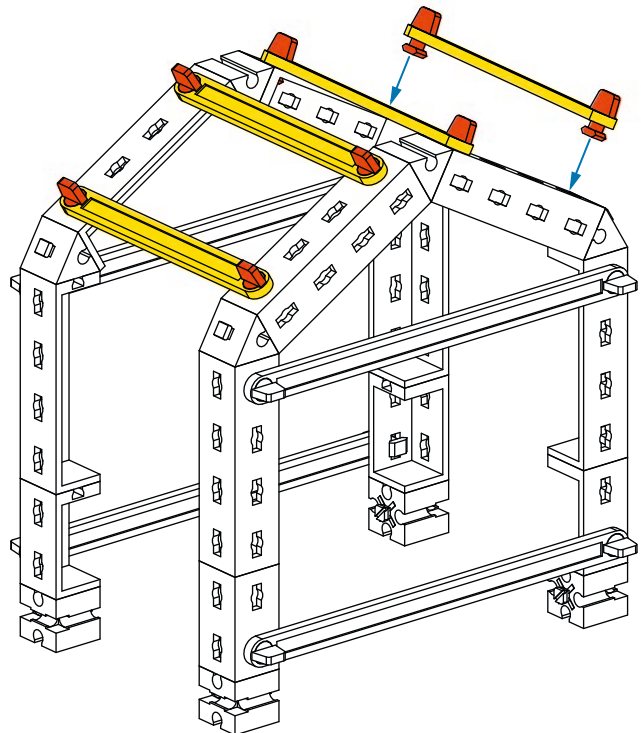
1

8 x 4 x 60° 6 x 4 x



2




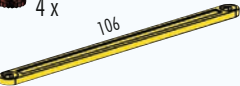
120 4 x 4 8 x

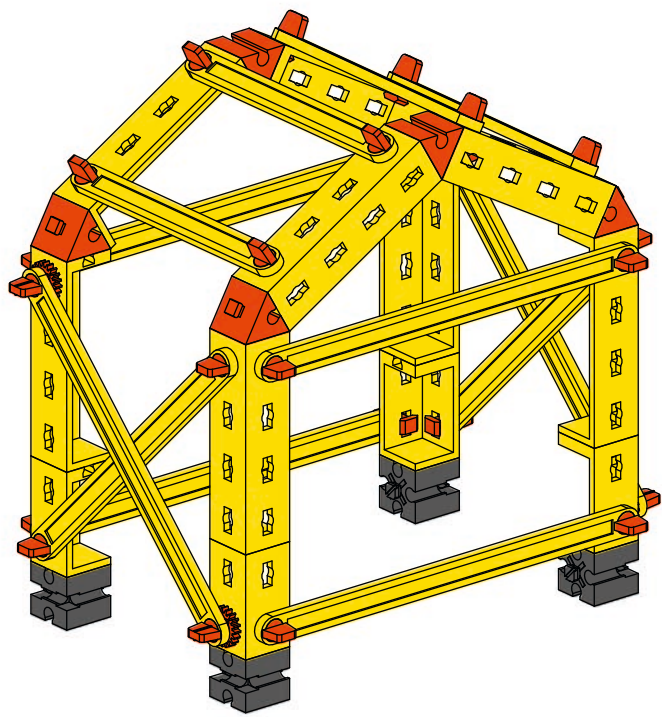
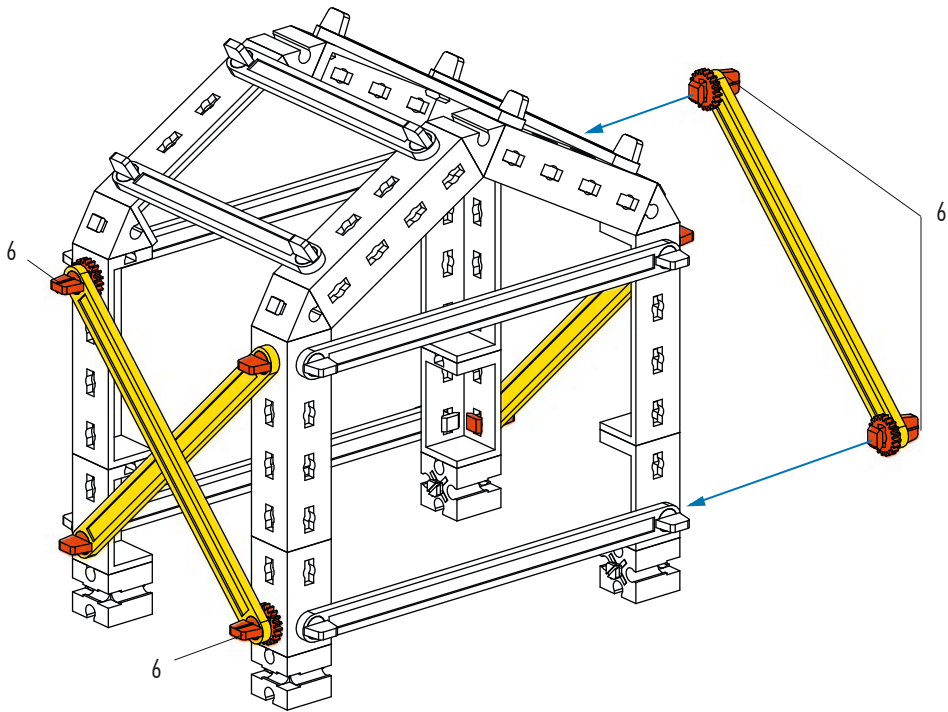


3

4 8 x 15 4 x

4

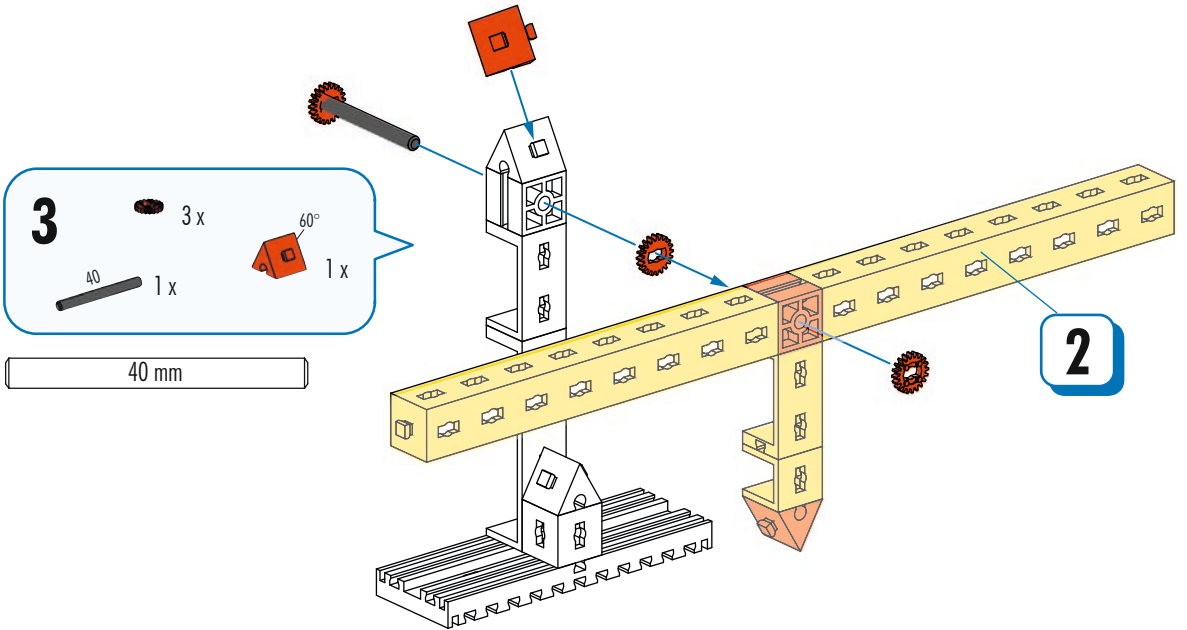
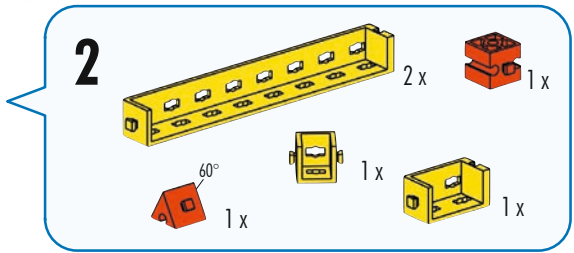
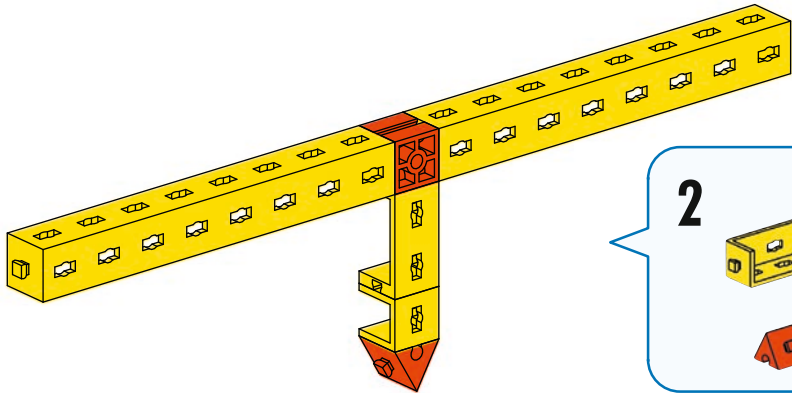
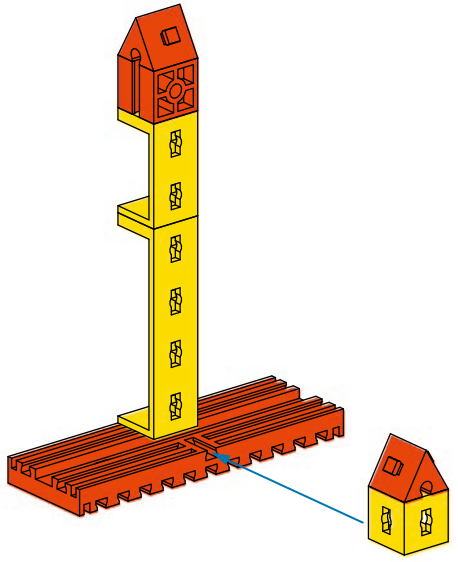
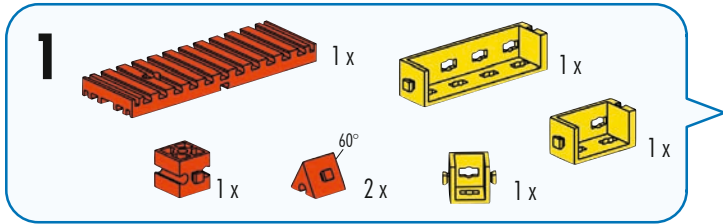
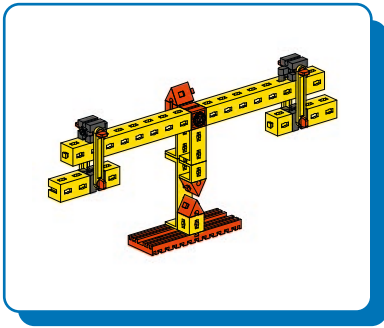
 4 x
 4 x
 4 x
 4 x

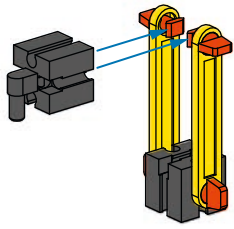


Zweiseitiger Hebel
Two sided lever
Levier à deux côtés

Tweezijdige hefboom
Palanca de dos caras
Alavanca de dois lados





Leva bifacciale
Рычажные весы
双面杠杆

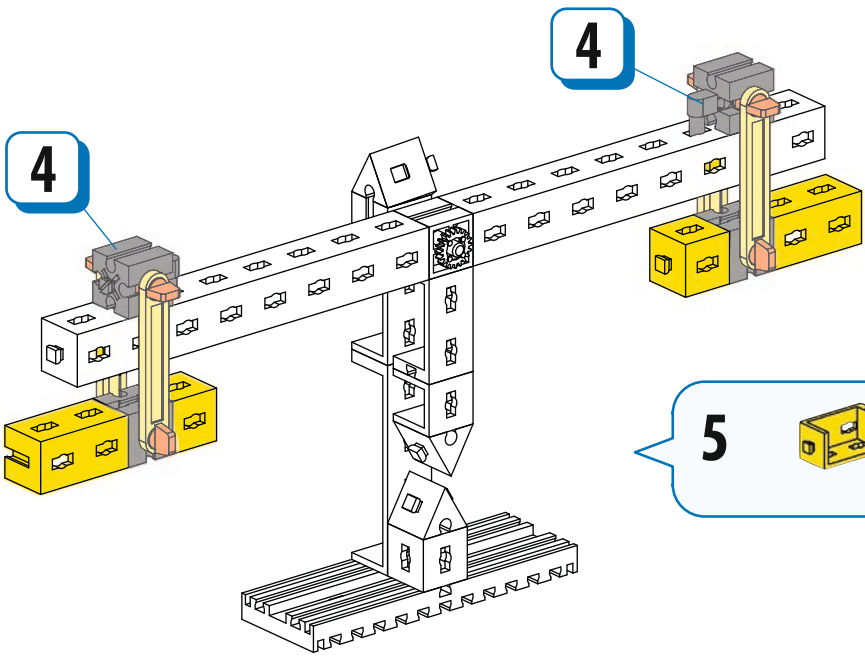






2 x

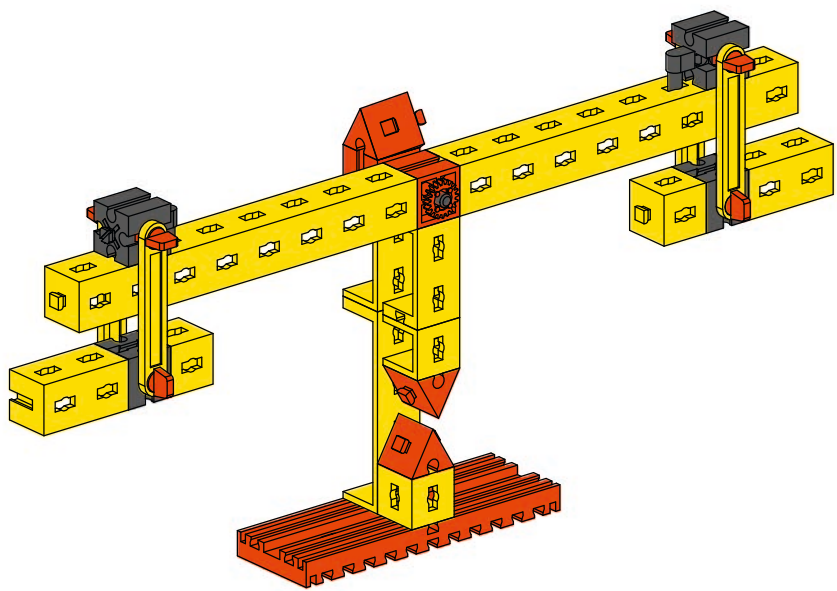
4

	4 x		4 x		8 x		2 x
---	-----	---	-----	---	-----	---	-----



5

	2 x		2 x
---	-----	---	-----



Class Set Statics

fischertechnik GmbH
Klaus-Fischer-Str. 1
72178 Waldachtal
Germany
Phone: +49 74 43/12-43 69
Fax: +49 74 43/12-45 91
info@fischertechnik.de
www.fischertechnik.de

